

Make it
Wonderful!



Franke L.L.C.
P.O. Box 14511, Ras Al Khaimah
United Arab Emirates (U.A.E)
Tel: +971 (0)7 203 4700
Fax: +971 (0)7 203 4760
franke-customerservice.ae@franke.com
www.franke.com
800-FRANKE



FRANKE



Franke Holding AG
Franke Strasse 2
P.O. Box.: 229
4663 Aarburg
Switzerland
www.franke.com

KITCHEN SYSTEMS

FRANKE

FRANKE COLLECTION

General Catalogue 2019



MAKE IT WONDERFUL

FRANKE









FRANKE COLLECTION General Catalogue 2019

SINKS




























Images of sinks do not show the mixer tap hole. The exact position is detailed in the technical diagram to the side of the picture. The lettering RHD indicates draining board on the right, while LHD indicates draining board on the left.

 PREFIXED SEALING Optimal aesthetic results and simple installation.	 POP-UP WASTE Pull remote control for opening and closing drain. Make sure there is a second hole.	 STANDARD EDGE
 POP-UP WASTE Pull remote control for opening and closing drain. Make sure there is a second hole.	 ROTATING WASTE Rotating remote control for opening and closing drain. Make sure there is a second hole.	 SLIM EDGE
 ROTATING WASTE Rotating remote control for opening and closing drain. Make sure there is a second hole.	 SOAP DISPENSER Liquid soap or detergent always to hand. Make sure there is a second hole.	 SLIMTOP EDGE
 OVERFLOW OUTSIDE BOWL Enables optimal use of the sink, allowing it to be filled to the brim.	 DISPOSER Facilitates disposal of damp waste (installation permitted in line with local provisions).	 FLAT EDGE
 COMPLETE WITH ACCESSORIES Product supplied with accessories included. The blue numbers indicate the elements supplied (see list).		 FLUSMOUNT
		 UNDERMOUNT











HOBS


 DUAL TRIPLE CROWN Thanks to two concentric crowns, various flame settings can be chosen to suit the cooking requirements.	 INCORPORATED ELECTRONIC IGNITION Ignition device incorporated into the knob. Ignites the gas without the need for additional flames.	 CAST IRON GRIDS Solid and non-deformable, the cast iron grids provide a stable cooking surface and sturdy construction coupled with an elegant, professional look.
 DOUBLE CROWN The flame distributed over the two crowns offers quick and even cooking.	 SAFETY VALVE An essential device which shuts off the gas supply to the burner in the event of the flame going out accidentally.	 KNOBBS Available with various finishes, hob knobs can be chosen to match those of ovens for perfect design continuity.
 CAST IRON GRIDS Solid and non-deformable, the cast iron grids provide a stable cooking surface and sturdy construction coupled with an elegant, professional look.	 RECESSED HOB The perimeter and burners of the hob are recessed into the kitchen worktop in order to provide a virtually flush line.	

OVENS

 COOL TOUCH DOOR The door comprises an articulated, load-bearing structure housing 2, 3 or 4 sheets of glass, depending on the model. The door always remains cold, even in the most critical situations.	 BOTTOM FAN-ASSISTED This function activates the bottom heating element and the fan. Ideal for cooking fish and frozen and precooked products in general. Its use with patisserie products is very effective.	 ROTISSERIE (for gas ovens) Ideal function for roasted goods (chicken, kebabs).
 MULTIFUNCTION The Franke range of ovens features models with 5, 6, 7, 8, 9, and 12 functions for optimal cooking management.	 "MULTI POWER" COOKING Offers the same advantages of fan-assisted cooking with the addition of optimal temperature distribution throughout the oven. Ideal for the preparation of foods that must be cooked through to the core with a crispy outer surface.	 GRILL WITH ROTISSERIE Instantly browns the surface of the food while keeping the inside moist.
 TANGENTIAL VENTILATION All Franke ovens are equipped with tangential cooling ventilation: a powerful fan creates forced air movement to keep the oven door and sides cool.	 FAN-ASSISTED COOKING The hot air circulating uniformly inside the oven reduces preheating and cooking time and is ideal for cooking all types of dishes, simultaneously if desired, on up to 3 shelves.	 COMPLETE MENU The exclusive Franke programme which enables automatic cooking of 4 different dishes all together in under one hour.
 NATURAL STATIC COOKING This function is ideal for all traditional dishes, for baking bread and cakes and for cooking roasts and lamb.	 SOFT COOKING The low power and the fan allow very gentle and even cooking. Ideal for dry pastry and all types of prolonged low-temperature cooking.	 GUIDED COMPLETE MENU The exclusive Franke programme which guides you step-by-step through the preparation of a full menu, cooking 3 different dishes all together in under one hour.
 TOP COOKING This function can be used to reheat dishes; it is also ideal for cooking and browning.	 QUICK COOKING The most powerful function. It can be used universally to quickly reach the set temperature and then continue with desired cooking function.	 WELLNESS PROGRAMME Automatic, step-by-step recipes for cooking dishes in a completely natural way, without oil or any other added ingredients.
 BOTTOM COOKING This function is for cooking with heat from below. The intense heat is ideal for roasting meat which is not particularly tender.	 PIZZA This cooking mode prioritises heat emission at the bottom of the oven, without omitting top cooking, imitating the heat distribution of a wood-fired oven.	 GUIDED WELLNESS PROGRAMME Guided, step-by-step recipes for cooking dishes in a completely natural way, without oil or any other added ingredients.
 COOKING WITH GRILL This function uses the top grill only and is ideal for toasting bread and for browning meat or fish.	 DEFROST/DOUGH RESTING/QUICK DEFROST/PLATE WARMER For ovens where this function is not identified by a specific position of the selector, simply select a "hot air" cooking function and set the temperature selector to "10".	 RECIPE LIST The electronic programmer automatically manages over 50 recipes.
 TURBO GRILL The heat is generated by the grill and distributed by the rear fan. Ideal for cooking thick cuts of meat and poultry.	 WATER CLEAN This feature is ideal for cleaning the oven with stubborn stains.	 GUIDED RECIPES Favourite Italian dishes prepared to perfection, guided step-by-step by the electronic programmer.
 ASSISTED COOKING Offers rapid, uniform cooking results making it ideal for flans, meat & veg pies, puddings and roasts. Also useful for cooking on two shelves without any transfer of aromas or flavours.	 SMALL GRILL Ideal for gentle browning.	 HEAT PROBE A great help in the kitchen. Connected to the oven's heating elements, it switches them off when the pre-set temperature is reached.
 TOP FAN-ASSISTED COOKING This function is particularly useful for preparing dishes like lasagne, meat & veg pies and pasta and vegetable flans.	 BOTTOM COOKING (for gas ovens)	 PIZZA MENU The special programme for cooking up to four pizzas perfectly at once, and enjoying them fresh from the oven in the company of friends or family.

HOODS

 DIGITAL DISPLAY	 TIMER	 AIR-BLADE An invisible blade of air boosts extraction efficiency.
   NUMBER OF SPEEDS + INTENSIVE	 CONTINUOUS VENTILATION 24 h	 FILTERING FUNCTION
 SPEED	 LOW NOISE LEVEL	





023 — 042
043 — 056
057 — 068
069 — 080
081 — 082

Slimtop Flushmount Sinks
Inset Sinks
Undermount Sinks
Fraganite Sinks
Technical Info

Slimtop Flushmount Sinks

025 – 026	General Characteristics
027 – 028	Box Center Slimtop Flushmount
029 – 030	Maris
031 – 034	Maris Slimtop Bowls
035 – 036	Centinox
037 – 038	Crystal Line
039 – 040	Planar
041 – 042	Planar Bowls



Tight radius


You can choose from the many radius options for an effect that enhances the elegance of the product, increasing its functionality in terms of use and cleaning.

- Radius 0 > Planar**
- Radius 10 > Maris**
- Radius 12 > Box Center**
- Radius 16 > Maris Slimtop Bowls**



Hidden overflow

The hidden overflow replaces traditional slits, providing better look to the bowl.



Fast Fix system


Maris Slimtop Bowls Range

All New Maris Slimtop Bowls are equipped with the innovative and exclusive patented Fast Fix mounting system. This system allows to install the bowls in a rapid and simple way, and completely ergonomically. Once it has been positioned the silicone is enough to position the bowl and press slight downward making sure that the device engages to the top of the kitchen.



Slimtop inset

The new inset method of installing bowls and sinks in solid and laminate surfaces. Extremely easy installation and an elegant appearance are its defining features.



Flushmount

The method for fitting bowls and sinks into resin and artificial stone worktops and creating endless surfaces.



Drain with remote control

A command that offers many advantages: it allows the emptying of the bowl while keeping your hands clean and dry. Its use becomes ideal especially in cases of sink full of very hot water or food residues.



Premium basket

The basket can be easily removed from the waste hole thanks to a larger grip.



Multifunctional space
Box Center







The increasingly dynamic sink with multifunctional space designed to change every day and become part of your environment. The most important kitchen accessories are integrated in the sink and neatly stored in the compartment bowl - accessible all the time. The new Box Center is further

enhanced by slimtop edges, patented Fast Fix mounting system and innovative bowls with 12 mm radius corners.

Box Center Slimtop Flushmount




Accessories Included



 1 3 knives	 2 Wooden chopping board
 3 Hygienic chopping board	 4 Draining rack
 5 Stainless steel strainer bowl	 6 Knives holder

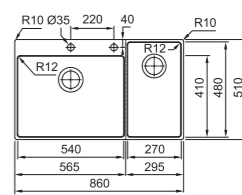


Model Name
BWX 220-54-27
Stainless Steel

FUN
■ 127.0538.259 WCR
■ 127.0538.260 WCL

Finish


	Cabinet	90 cm
1	Dimensions	860 x 510 mm
2	Cut-Out	See instruction manual
3	Bowl	540 x 410 x 200 mm
4	Remarks	270 x 480 x 200 mm
5		Bowl can be installed on
6		worktops above 12 mm
		thickness




The new Box Center is equipped with integrated waste kit, stainless steel waste hole cover, Fast Fix system and R12 radius.



■ Sinks in **carton box** are provided with waste kit, fixing kit, bottle trap and accessories. The description WCR means work center on the right, WCL means work center on the left.

Maris

Accessories



1
112.0075.642
Rollmat

2
112.0040.821
Strainer Bowl

3
112.0193.082
Chopping board



The new version Maris is equipped with integrated waste kit, fixing kit and hidden overflow.

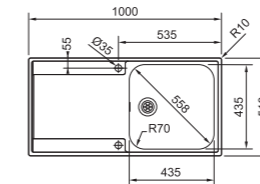


Model Name
MRX 211 REV 2TH
Stainless Steel

FUN
■ 127.0490.531

Finish

- 1** Cabinet Dimensions **60 cm 1000 x 510 mm**
- 2** Cut-Out Bowl **Template 435 x 435 x 180 mm**
- 3**

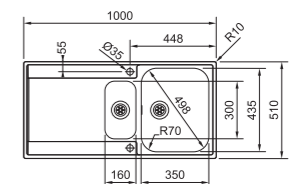


Model Name
MRX 251 REV 2TH
Stainless Steel

FUN
■ 127.0490.533

Finish

- 1** Cabinet Dimensions **60 cm 1000 x 510 mm**
- 2** Cut-Out Bowl **Template 350 x 435 x 175 mm**
- 3** Bowl **160 x 300 x 120 mm**

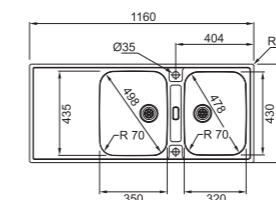


Model Name
MRX 221 REV 2TH
Stainless Steel


FUN
■ 127.0490.532

Finish

- 1** Cabinet Dimensions **80 cm 1160 x 510 mm**
- 2** Cut-Out Bowl **Template 350 x 435 x 175 mm**
- 3** Bowl **320 x 430 x 175 mm**



■ Sinks in **carton box** are provided with waste kit, fixing kit and bottle trap. REV means reversible sink. 2TH means two tap holes.



Maris Slimtop Bowls


Accessories



1
112.0188.651
Modular drainer



2
112.0520.497
Stainless steel
strainer bowl



3
112.0520.471
Chopping board



New Maris Bowl is equipped with hidden overflow, Premium basket, Fast Fix system and R16 radius.



Model Name
MRX 210-70 TL
Stainless Steel

FUN
■ 127.0525.286

Finish

NEW Cabinet
Dimensions
Cut-Out
Bowl

1

2

3

AISI
304

1

1

1

1

1

1

1

1

1

1

1

1

1

1

1

1

1

1

1

1

1

1

1

1

1

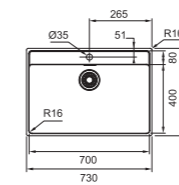
1

1

1

1

80 cm
730 x 510 mm
See instruction manual
700 x 400 x 180 mm



Model Name
MRX 210-50 TL
Stainless Steel

FUN
■ 127.0525.273

Finish

NEW Cabinet
Dimensions
Cut-Out
Bowl

1

2

3

AISI
304

1

1

1

1

1

1

1

1

1

1

1

1

1

1

1

1

1

1

1

1

1

1

1

1

1

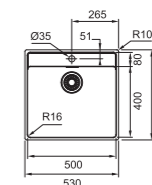
1

1

1

1

60 cm
530 x 510 mm
See instruction manual
500 x 400 x 180 mm



Model Name
MRX 210-40 TL
Stainless Steel

FUN
■ 127.0525.272

Finish

NEW Cabinet
Dimensions
Cut-Out
Bowl

1

3

AISI
304

1

1

1

1

1

1

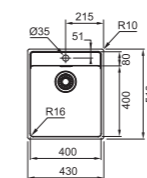
1

1


1

1

50 cm
430 x 510 mm
See instruction manual
400 x 400 x 180 mm



■ Sinks in carton box are provided with waste kit, fixing kit and bottle trap.



Maris Slimtop Bowls

Accessories



1
112.0188.651
Modular drainer



2
112.0057.850
Stainless steel
strainer bowl



3
112.0530.071
Chopping board



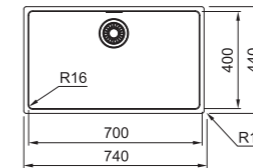
Model Name
MRX 210-70
Stainless Steel

FUN
■127.0525.285

Finish



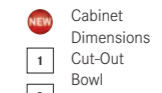
80 cm
740 x 440 mm
See instruction manual
700 x 400 x 180 mm



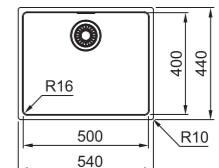
Model Name
MRX 210-50
Stainless Steel

FUN
■127.0525.226

Finish



60 cm
540 x 440 mm
See instruction manual
500 x 400 x 180 mm



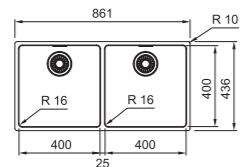
Model Name
MRX 220-40-40
Stainless Steel

FUN
■127.0525.283

Finish



90 cm
861 x 436 mm
See instruction manual
2 x 400 x 400 x 180 mm



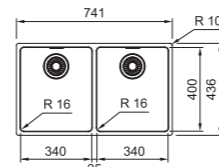
Model Name
MRX 220-34-34
Stainless Steel

FUN
■127.0525.281

Finish



80 cm
741 x 436 mm
See instruction manual
2 x 340 x 400 x 180 mm



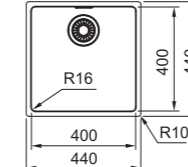
Model Name
MRX 210-40
Stainless Steel

FUN
■127.0525.223

Finish



50 cm
440 x 440 mm
See instruction manual
400 x 400 x 180 mm



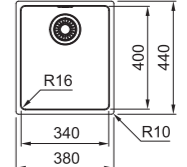
Model Name
MRX 210-34
Stainless Steel

FUN
■127.0525.284

Finish



45 cm
380 x 440 mm
See instruction manual
340 x 400 x 180 mm



New Maris Bowl is equipped with hidden overflow, Premium basket, Fast Fix system and R16 radius.

■ Sinks in **carton box** are provided with waste kit, fixing kit and bottle trap.

Centinox



reddot design award

Accessories



1
Stainless Steel
strainer bowl
(Included)

2
Chopping board
(Included)

3
Modular drainer
(Included)

4
119.0176.059
Centinox Soap dispenser



Centinox is equipped with hidden overflow and integrated waste hole.



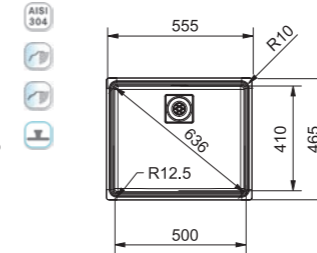
Model Name
CEX 210-50/610-50
Stainless Steel

FUN
▲ 127.0179.081

Finish
■

Optional Accessories
Bottle Trap ◆ 112.0048.206

- 1** Cabinet Dimensions **60 cm**
- 2** Cut-Out Bowl **555 x 465 mm**
- 3** Bowl **Template**
- 4** **500 x 410 x 200 mm**




Accessories Included




▲ Sinks in carton box are provided with waste kit and fixing kit only. Bottle trap needs to be ordered separately.

Crystal Line

Accessories



1
112.0256.867
Rollmat



2
112.0016.488
Hygiene chopping board



3
112.0042.960
Stainless steel
strainer bowl



The Crystal Line series has a radius of 0mm and glass covers included.



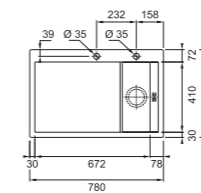
Model Name
CLV 210
Stainless Steel - Black Glass

FUN
■ 127.0306.327

Finish
■

- 2** Cabinet Dimensions
- 3** Cut-Out Bowl
- AISI 304** Remarks

80 cm
780 x 512 mm
Template
672 x 410 x 200 mm
Waste hole cover and overflow cover in black glass.



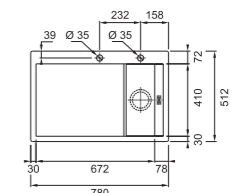
Model Name
CLV 210
Stainless Steel - White Glass

FUN
■ 127.0306.381

Finish
■

- 2** Cabinet Dimensions
- 3** Cut-Out Bowl
- AISI 304** Remarks

80 cm
780 x 512 mm
Template
672 x 410 x 200 mm
Waste hole cover and overflow cover in white glass.



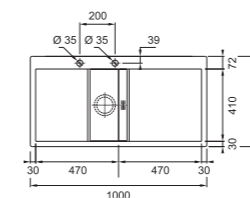
Model Name
CLV 214
Stainless Steel - Black Glass

FUN
■ 127.0306.386 RHD
■ 127.0306.387 LHD

Finish
■

- 1** Cabinet Dimensions
- 2** Cut-Out Bowl
- 3** Remarks
- AISI 304**

60 cm
1000 x 512 mm
Template
470 x 410 x 200 mm
Waste hole cover and overflow cover in black glass.



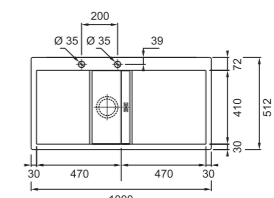
Model Name
CLV 214
Stainless Steel - White Glass

FUN
■ 127.0306.411 RHD
■ 127.0306.413 LHD

Finish
■

- 1** Cabinet Dimensions
- 2** Cut-Out Bowl
- 3** Remarks
- AISI 304**


60 cm
1000 x 512 mm
Template
470 x 410 x 200 mm
Waste hole cover and overflow cover in white glass.



■ Sinks in **carton box** are provided with waste kit, fixing kit and bottle trap. The description RHD means drainer on the right, LHD on the left.

Planar

Accessories



1
112.0256.867
Rollmat



2
112.0016.488
Hygiene chopping board



3
112.0042.960
Stainless steel
strainer bowl



Planar range is equipped with hidden overflow, Premium basket strainer and R0 radius.



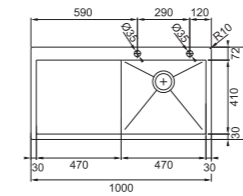
Model Name
PPX 211 TL
Stainless Steel

FUN
■ 127.0203.464 RHD
■ 127.0203.465 LHD

Finish
■

- 1** Cabinet Dimensions
- 2** Cut-Out Bowl
- 3** Remarks

60 cm
1000 x 512 mm
Template
470 x 410 x 200 mm
Version with integrated tap ledge. With less than 30 mm thick top, required cabinet from 120 cm



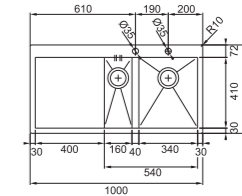
Model Name
PPX 251 TL
Stainless Steel

FUN
■ 127.0203.467 RHD
■ 127.0203.468 LHD

Finish
■

- 1** Cabinet Dimensions
- 2** Cut-Out Bowl
- 3** Remarks

60 cm (80 cm if side end)
1000 x 512 mm
Template
340 x 410 x 200 mm
160 x 410 x 155 mm
Version with integrated tap ledge. With less than 30 mm thick top, required cabinet from 120 cm



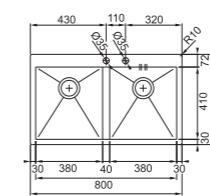
Model Name
PPX 220 TL
Stainless Steel

FUN
■ 127.0198.194

Finish
■

- 2** Cabinet Dimensions
- 3** Cut-Out Bowl
- Remarks

90 cm
860 x 512 mm
Template
2 x 380 x 410 x 200 mm
Version with tap ledge



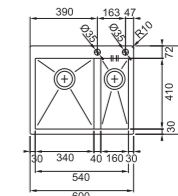
Model Name
PPX 260 B
Stainless Steel

FUN
■ 127.0198.354

Finish
■

- 2** Cabinet Dimensions
- 3** Cut-Out Bowl
- Remarks


60 cm (80 cm if side end)
600 x 512 mm
Template
340 x 410 x 200 mm
160 x 410 x 155 mm
Version with tap ledge



■ Sinks in **carton box** are provided with waste kit, fixing kit and bottle trap. The description RHD means drainer on the right, LHD on the left.

Planar Bowls

Accessories



1
112.0016.488
Hygienic chopping board



2
112.0042.960
Stainless steel
Strainer bowl



Planar range is equipped with hidden overflow and Premium basket strainer.



Model Name
PPX 210-78 TL
Stainless Steel

FUN
■ 127.0198.197

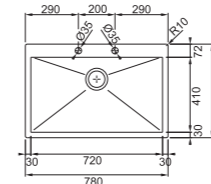
Finish



- 1** Cabinet Dimensions **80 cm**
- 2** Cut-Out Bowl **780 x 512 mm**
- Template** **720 x 410 x 200 mm**
- Remarks **Version with tap ledge**



Remarks



Model Name
PPX 210-58 TL
Stainless Steel

FUN
■ 127.0203.469

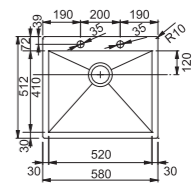
Finish



- 1** Cabinet Dimensions **60 cm**
- 2** Cut-Out Bowl **580 x 512 mm**
- Template** **520 x 410 x 200 mm**
- Remarks **Version with tap ledge**



Remarks



Model Name
PPX 210-44 TL
Stainless Steel

FUN
■ 127.0203.470

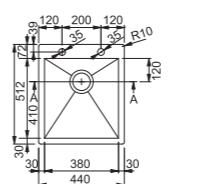
Finish




- 1** Cabinet Dimensions **45 cm**
- 2** Cut-Out Bowl **440 x 512 mm**
- Template** **380 x 410 x 200 mm**
- Remarks **Version with tap ledge**



Remarks



■ Sinks in carton box are provided with waste kit, fixing kit and bottle trap.



Inset Sinks



045 – 046
047 – 048
049 – 050
051 – 052
053 – 054
055 – 056

General Characteristics
Neptune Plus
Smart
Spark
Inset Bowls
Acquario Line

A world leader in production of sinks, Franke offers a unique range of products. Comprising models are the very pinnacle of functionality and design, complete with various accessories that merge practicality and efficiency.

Thanks to years of research and experimentation on steel, Franke could vouch for the excellent quality of its raw materials and finished products, both in terms of functionality and appearance; Practicality of use and total safety; Water and energy savings, and respect for the environment.

Cross-cutting range

In order to be able to fit perfectly into any type of kitchen, Franke has a cross-cutting range of sinks for conventional flush-mounting, spanning from the most basic models to veritable design elements with the power to upgrade the style and functionality of their surroundings.

Sophisticated details

The slim edges, the professional taps and fittings and the elegant contours of the strainers make Franke sinks truly unique.



Choosing the edge

Depending on the context, the aesthetic and functional requirements, Franke offers the possibility to choose between a Standard edge and a Slim edge.

Standard Edge

The standard edges are distinguished by the profile with strong lines and marked traits: robust and essential, they guarantee the resistance and durability during time.

Slim Edge

The slim edges are a distinctive characteristics of Franke sinks: they increase their elegance and facilitate their installation in the most refined settings.

Prefixed sealing

A solution applicable to different models that allows installation of the sink without putty, ensuring an esthetic outcome and reducing the risk of water infiltration.



Exclusive design

Exclusive design, elegance and exceptional functionality are recurring characteristics in the majority of Franke sinks. The slim edges, the professional taps and fittings and the elegant shapes of the strainers make Franke sinks truly unique.

Applicable to different models, prefixed sealing makes it possible to install the sink avoiding the use of putty, so as to ensure optimal appearance and guarantee greater protection from water infiltration.

TIS System

Accessory created to guarantee the perfect stability of the higher mixer taps without generating stress on the base, the TIS (tap installation system) is combinable with all models.

Maximum capacity

Many Franke basins are developed in depth or in width in order to increase the holding capacity of the sink. The Neptune sink, for example, has a deep storage capacity and a 360x420x200 mm basin compatible with a wide range of accessories, which increase its smart functionality. Their sleek lines and contemporary design ensure that these sinks are among the most highly appreciated and facilitate their installation in the most modern surroundings.

Neptune Plus

Accessories



1
112.006.1.445
Strainer bowl



2
112.006.1.922
Chopping board

Premium Basket

The basket wider grip facilitates the extraction from its seat.

Hidden Overflow

The hidden overflow replaces the traditional slots, giving greater aesthetic cleanliness to the bowl.

Slim Edge

Franke's distinctive feature, facilitates installation. Even in the most sophisticated contexts.



15 Radius

15 mm bowl radius for balanced shapes and greater comfort, even during cleaning operations.

Prefixed sealing

Functional solution to install the sink without silicon or glue. Reduced risk of water infiltration.

Neptune Plus series is equipped with hidden overflow and Premium basket.



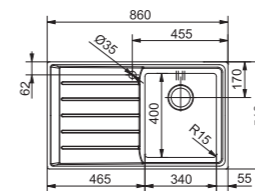
Model Name
NPX 611
Stainless Steel

FUN
■ 101.0068.368 RHD
■ 101.0068.360 LHD

Finish



- 1** Cabinet Dimensions **60 cm**
- 2** Cut-Out Edge profile **860 x 510 mm**
- AISI 304** Bowl **Slim**
- Remarks **340 x 400 x 200 mm**
With less than 30 mm thick top, cabinet from 90 cm



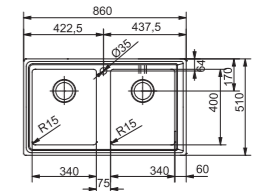
Model Name
NPX 620
Stainless Steel

FUN
■ 101.0068.373

Finish



- 1** Cabinet Dimensions **80 cm (90 cm if side end)**
- 2** Cut-Out Edge profile **860 x 510 mm**
- AISI 304** Bowl **Slim**
- Remarks **2 x 340 x 400 x 200 mm**
With less than 30 mm thick top, cabinet from 90 cm



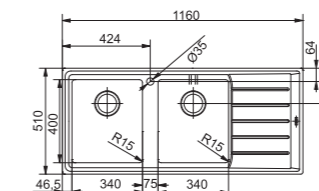
Model Name
NPX 621
Stainless Steel

FUN
■ 101.0068.377 RHD
■ 101.0068.381 LHD


Finish



- 1** Cabinet Dimensions **80 cm (90 cm if side end)**
- 2** Cut-Out Edge profile **1160 x 510 mm**
- AISI 304** Bowl **Slim**
- Remarks **2 x 340 x 400 x 200 mm**
With less than 30 mm thick top, cabinet from 120 cm




■ Sinks in **carton box** are provided with waste kit, fixing kit and bottle trap. The description RHD means drainer on the right, LHD on the left.



Accessories



1
112.0040.682
Wooden cutter
340x400mm




2
112.0199.104
Chopping board



3
112.0047.840
Stainless steel basket



4
112.0199.112
Stainless steel bowl



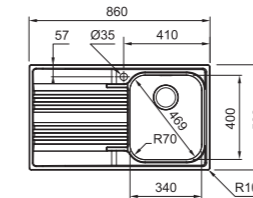
Model Name
SRX 611-86
Stainless Steel

FUN
■ 101.0356.760 RHD
■ 101.0356.801 LHD
○ 101.0356.758 RHD
○ 101.0356.759 LHD

Finish

Optional Accessories
Bottle Trap ◆112.0048.206

- 1** Cabinet Dimensions **45 cm (60 cm if side end)**
- 2** Cut-Out **860 x 500 mm**
- 3** Bowl **840 x 480 mm**
- 4** Edge profile **Slim**
- 5** Bowl **340 x 400 x 190 mm**



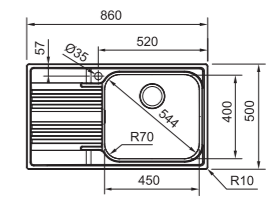
Model Name
SRX 611-86 LB
Stainless Steel

FUN
■ 101.0356.881 RHD
■ 101.0356.882 LHD
○ 101.0356.849 RHD
○ 101.0356.850 LHD

Finish

Optional Accessories
Bottle Trap ◆112.0048.206

- 4** Cabinet Dimensions **60 cm**
- 2** Cut-Out **860 x 500 mm**
- 3** Edge profile **Slim**
- 5** Bowl **450 x 400 x 190 mm**



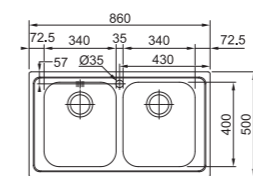
Model Name
SRX 620-86
Stainless Steel

FUN
■ 101.0356.666
○ 101.0356.664

Finish

Optional Accessories
Bottle Trap ◆112.0048.209

- 1** Cabinet Dimensions **80 cm (90 cm if side end)**
- 2** Cut-Out **860 x 500 mm**
- 3** Bowl **840 x 480 mm**
- 4** Edge profile **Slim**
- 5** Bowl **2 x 340 x 400 x 190 mm**



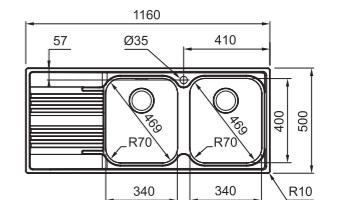
Model Name
SRX 621
Stainless Steel

FUN
■ 101.0356.895 RHD
■ 101.0356.896 LHD
○ 101.0356.893 RHD
○ 101.0356.894 LHD

Finish

Optional Accessories
Bottle Trap ◆112.0048.209

- 1** Cabinet Dimensions **80 cm**
- 2** Cut-Out **1160 x 500 mm**
- 3** Edge profile **Slim**
- 5** Bowl **2 x 340 x 400 x 190 mm**



The Smart range is equipped with hidden overflow, premium basket and prefixed sealing.


■ Sinks in **carton box** are provided with waste kit, fixing kit and bottle trap. The description RHD means drainer on the right, LHD on the left.

○ Sinks in **plastic bag** are provided with waste kit and fixing kit only. Bottle trap needs to be ordered separately.

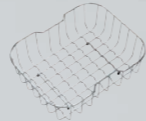
Accessories



1
112.0461.942
Stainless steel
strainer bowl



2
112.0271.449
Multifunctional chopping
board



3
112.0271.450
Stainless steel basket



Model Name
SKX 611-86
Stainless Steel

FUN

- 101.0485.910 RHD
- 101.0485.942 LHD
- * 101.0264.161 REV NTH

Finish



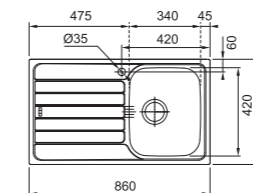
Optional Accessories

Bottle Trap ♦ 112.0068.243

Other Optional Accessories only for reversible version

Waste Kit ♦ 112.0059.982
Fixing Kit ♦ 112.0485.906

- | | | |
|----------|--------------|----------------------------------|
| 1 | Cabinet | 45 cm (60 cm if side end) |
| 2 | Dimensions | 860 x 500 mm |
| 3 | Cut-Out | 840 x 480 mm |
| | Edge profile | Slim |
| | Bowl | 340 x 420 x 160 mm |



Model Name
SKX 651
Stainless Steel

FUN

- 101.0485.950 RHD
- 101.0485.961 LHD

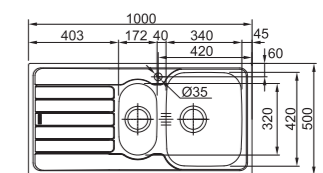
Finish



Optional Accessories

Bottle Trap ♦ 112.0048.209

- | | | |
|----------|--------------|---|
| 1 | Cabinet | 60 cm (80 cm if side end) |
| 2 | Dimensions | 1000 x 500 mm |
| 3 | Cut-Out | 980 x 480 mm |
| | Edge profile | Slim |
| | Bowl | 340 x 420 x 155 mm
172 x 320 x 90 mm |



Model Name
SKX 620
Stainless Steel

FUN

- 101.0485.966

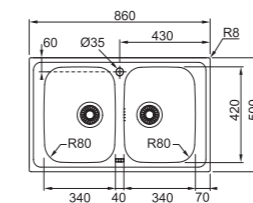
Finish



Optional Accessories

Bottle Trap ♦ 112.0068.244

- | | | |
|----------|--------------|----------------------------------|
| 1 | Cabinet | 80 cm (90 cm if side end) |
| 2 | Dimensions | 860 x 500 mm |
| 3 | Cut-Out | 840 x 480 mm |
| | Edge profile | Slim |
| | Bowl | 2 x 340 x 420 x 160 mm |



Model Name
SKX 621
Stainless Steel

FUN

- * 101.0263.875 RHD
- * 101.0263.877 LHD
- * 101.0264.167 REV NTH

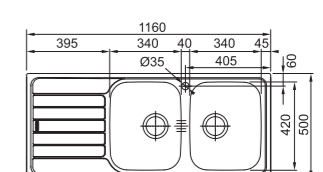
Finish



Optional Accessories

Bottle Trap ♦ 112.0068.244
Waste Kit ♦ 112.0059.989
Fixing Kit ♦ 112.0485.907

- | | | |
|----------|--------------|-------------------------------|
| 1 | Cabinet | 80 cm |
| 2 | Dimensions | 1160 x 500 mm |
| 3 | Cut-Out | 1140 x 480 mm |
| | Edge profile | Slim |
| | Bowl | 2 x 340 x 420 x 155 mm |



• Sinks in **carton sleeves** are provided with waste kit and fixing kit only. Bottle trap needs to be ordered separately.

* Sinks are available as naked sinks only in **carton sleeves**. Waste kit, fixing kit and bottle trap needs to be ordered separately.

The description RHD means drainer on the right, LHD on the left. REV means reversible. NTH means No tap hole.

Inset Bowls

Accessories



1
112.0047.838
Stainless steel basket
Ø 360 mm



2
112.0040.687
Wooden chopping board
Ø 360 mm



3
112.0049.591
Wooden chopping board



Model Name
ROX 610-41
Stainless Steel
FUN
■ 101.0026.287

Finish

- 1** Cabinet Dimensions **60 cm**
- 3** Cut-Out **Ø 510 mm**
- AISI 304** Edge profile **Diam. 490 mm**
- Bowl** **Slim**
- Ø 410 x 160 mm**

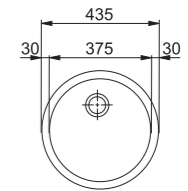
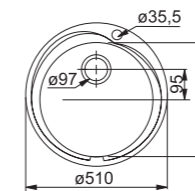


Model Name
RAX 610-38
Stainless Steel
Waste hole 3 1/2"
FUN
■ 101.0060.477

Finish

- 1** Cabinet Dimensions **45 cm**
- 2** Cut-Out **Ø 435 mm**
- AISI 304** Edge profile **Diam. 410 mm**
- Bowl** **Slim**
- Ø 375 x 180 mm**

Only compatible with version 3 1/2"



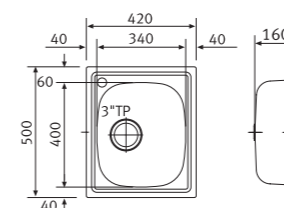
Model Name
ARGO 610
Stainless Steel
FUN
■ 101.0152.437
◦ 101.0021.879

Finish


- AISI 304** Cabinet Dimensions **45 cm**
- 3** Cut-Out **420 x 500 mm**
- Edge profile** **400 x 480 mm**
- Bowl** **Standard**
- 340 x 400 x 160 mm**

Optional Accessories

Bottle Trap ◆ 112.0068.243



■ Sinks in **carton box** are provided with waste kit, fixing kit and bottle trap.
◦ Sinks in **plastic bag** are provided with waste kit and fixing kit only. Bottle trap needs to be ordered separately.



Acquario Line



Accessories

	
1 112.0199.087 Multifunctional chopping board	2 112.0199.083 Stainless steel drainer basket
	
3 112.0199.085 Stainless steel strainer bowl	4 112.0199.086 Strainer tray
	
5 112.0199.165 Accessory kit Acquario Line	

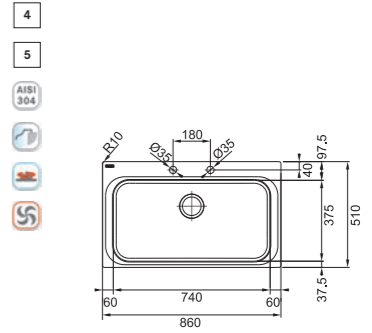


Model Name
AEX 610
Stainless Steel

FUN
101.0198.559

Finish
[Color swatch]

1	Cabinet Dimensions	80 cm (90 cm if side end)
2	Cut-Out	840 x 510 mm
3	Edge profile	Standard
4	Bowl	740 x 375 x 220 mm



■ Sinks in carton box are provided with waste kit, fixing kit and bottle trap.

Undermount Sinks




059 – 060
061 – 062
063 – 064
065 – 066
067 – 068

Peak Undermount
New Maris Undermount
Planar Undermount
Undermount Double Bowls
Undermount Bowls

Peak Undermount


Accessories



1
112.0066.060
Stainless steel
strainer bowl



2
112.0079.600
Wooden chopping board



Model Name
PKX 110-70
Stainless Steel


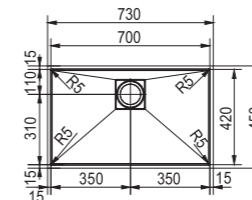
FUN
■122.0157.741

Finish



- 1** Cabinet Dimensions **80 cm**
- 2** Cut-Out Bowl **700 x 420 mm**
- Template** **700 x 420 x 180 mm**
- Internal bowl dimensions**

- AISI 304** Remarks
-
-
-
-
-



Model Name
PKX 110-45
Stainless Steel


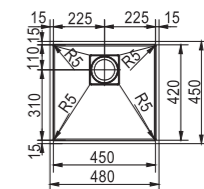
FUN
■122.0157.731

Finish



- 1** Cabinet Dimensions **60 cm**
- 2** Cut-Out Bowl **450 x 420 mm**
- Template** **450 x 420 x 180 mm**
- Internal bowl dimensions**

- AISI 304** Remarks
-
-
-
-
-



■ Sinks in carton box are provided with waste kit, fixing kit and bottle trap.

New Maris Undermount

Accessories



1
112.0188.651
Modular drainer



2
112.0057.850
Stainless steel
strainer bowl



3
112.0530.071
Chopping board



New Maris range is equipped with hidden overflow, Premium basket and R16 radius.



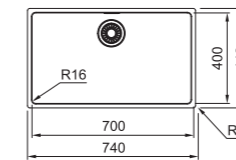
Model Name
MRX 110-70
Stainless steel

FUN
■122.0525.280

Finish
■

- Cabinet
- Dimensions
- Cut-Out
- Bowl
- Remarks
- AISI 304
-
-
-
-

80 cm
700 x 400 mm
See instruction manual
700 x 400 x 180 mm
Internal bowl dimensions



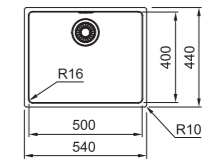
Model Name
MRX 110-50
Stainless steel

FUN
■122.0525.271

Finish
■

- Cabinet
- Dimensions
- Cut-Out
- Bowl
- Remarks
- AISI 304
-
-
-
-

60 cm
500 x 400 mm
See instruction manual
500 x 400 x 180 mm
Internal bowl dimensions



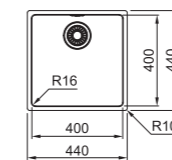
Model Name
MRX 110-40
Stainless Steel

FUN
■122.0525.224

Finish
■

- Cabinet
- Dimensions
- Cut-Out
- Bowl
- Remarks
- AISI 304
-
-
-
-

50 cm
400 x 400 mm
See instruction manual
400 x 400 x 180 mm
Internal bowl dimensions



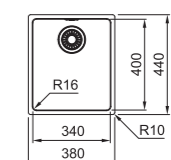
Model Name
MRX 110-34
Stainless steel

FUN
■122.0525.278

Finish
■

- Cabinet
- Dimensions
- Cut-Out
- Bowl
- Remarks
- AISI 304
-
-
-
-

45 cm
340 x 400 mm
See instruction manual
340 x 400 x 180 mm
Internal bowl dimensions



■ Sinks in **carton box** are provided with waste kit, fixing kit and bottle trap.

Planar Undermount



Planar range is equipped with hidden overflow and Premium basket strainer.

Accessories



1
112.0016.488
Hygienia chopping board
230x426 mm

2
112.0042.960
Stainless steel
strainer bowl
230x426 mm



Model Name
PPX 111
Stainless Steel

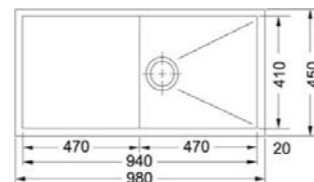
FUN
■122.0198.364

Finish

1 Cabinet
Dimensions
120 cm
980 x 450 mm

2 Cut-Out
Bowl
Template
470 x 410 x 200 mm
Internal bowl dimensions

AISI 304 Remarks



Model Name
PPX 120
Stainless Steel

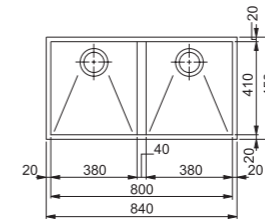
FUN
■122.0198.205

Finish

1 Cabinet
Dimensions
90 cm
800 x 410 mm

2 Cut-Out
Bowl
Template
2 x 380 x 410 x 200 mm
Internal sink dimensions

AISI 304 Remarks



Model Name
PPX 110-72
Stainless Steel

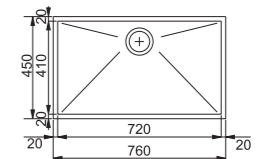
FUN
■122.0198.208

Finish

1 Cabinet
Dimensions
90 cm
720 x 410 mm

2 Cut-Out
Bowl
Template
720 x 410 x 200 mm
Internal bowl dimensions

AISI 304 Remarks



Model Name
PPX 110-52
Stainless Steel

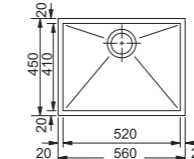
FUN
■122.0203.471

Finish

1 Cabinet
Dimensions
80 cm
520 x 410 mm

2 Cut-Out
Bowl
Template
520 x 410 x 200 mm
Internal bowl dimensions

AISI 304 Remarks



Model Name
PPX 110-38
Stainless Steel

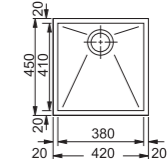
FUN
■122.0203.472

Finish

1 Cabinet
Dimensions
60 cm
380 x 410 mm

2 Cut-Out
Bowl
Template
380 x 410 x 200 mm
Internal bowl dimensions

AISI 304 Remarks



■ Sinks in carton box are provided with waste kit, fixing kit and bottle trap.

Undermount Double Bowls

Accessories



1
112.0047.841
Stainless steel basket



2
112.0047.840
Stainless steel basket



3
112.0049.597
Stainless steel basket



4
112.0047.838
Stainless steel basket
Ø 360 mm



5
112.0199.112
Stainless steel strainer
bowl



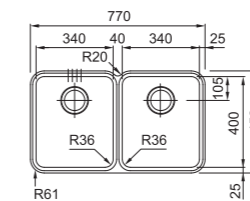
Model Name
ANX 120
Stainless Steel

FUN
■ 122.0536.341

Finish

- Cabinet
- Dimensions
- Cut-Out
- Bowl
- Remarks
-
-
-

90 cm
720 x 400 mm
Template
2 x 340 x 400 x 190mm
Internal sink dimensions



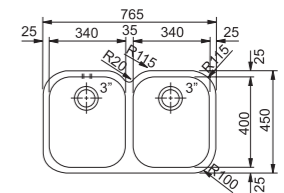
Model Name
AMX 120
Stainless Steel

FUN
■ 122.0021.446

Finish

- Cabinet
- Dimensions
- Cut-Out
- Bowl
- Remarks
-
-
-

90 cm
715 x 400 mm
Template
2 x 340 x 400 x 190 mm
Internal sink dimensions



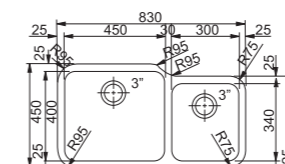
Model Name
GAX 120
Stainless Steel

FUN
■ 122.0021.447

Finish

- Cabinet
- Dimensions
- Cut-Out
- Bowl
- Remarks
-
-
-

90 cm
780 x 400 mm
Template
450 x 400 x 190 mm
300 x 340 x 170 mm
Internal sink dimensions



■ Sinks in carton box are provided with waste kit, fixing kit and bottle trap.

Undermount Bowls

Accessories in page 65.



Model Name
GAX 110-45
Stainless Steel

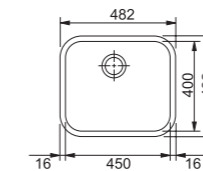
FUN
▲122.0021.440

Finish

Optional Accessories
Bottle Trap ◆112.0048.206

- 1 Cabinet Dimensions
- AISI 304 Cut-Out Bowl
- Remarks
- Icons: [Floor], [Sink], [Trap], [Waste]

60 cm
450 x 400 mm
Template
450 x 400 x 190 mm
Internal bowl dimensions



Model Name
SVX 110-40
Stainless Steel

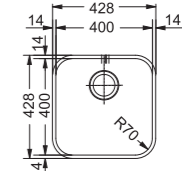
FUN
▲122.0039.092

Finish

Optional Accessories
Bottle Trap ◆112.0048.206

- 2 Cabinet Dimensions
- AISI 304 Cut-Out Bowl
- Remarks
- Icons: [Floor], [Sink], [Trap], [Waste]

60 cm
400 x 400 mm
Template
400 x 400 x 190 mm
Internal bowl dimensions



Model Name
RBX 110-38
Stainless Steel

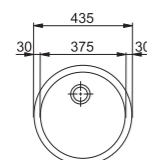
FUN
▲122.0060.328

Finish

Optional Accessories
Bottle Trap ◆112.0048.206

- 4 Cabinet Dimensions
- AISI 304 Cut-Out Bowl
- Remarks
- Icons: [Floor], [Sink], [Trap], [Waste]

60 cm
Ø 375 mm
Template
Ø 375 x 180 mm
Internal bowl dimensions



Model Name
ANX 110-48
Stainless Steel

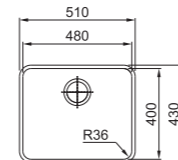
FUN
▲122.0204.649

Finish

Optional Accessories
Bottle Trap ◆112.0048.206

- 5 Cabinet Dimensions
- AISI 304 Cut-Out Bowl
- Remarks
- Icons: [Floor], [Sink], [Trap], [Waste]

60 cm
480 x 400 mm
Template
480 x 400 x 190 mm
Internal bowl dimensions



Model Name
AMX 110-34
Stainless Steel

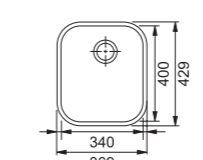
FUN
▲122.0021.444

Finish

Optional Accessories
Bottle Trap ◆112.0048.206

- 2 Cabinet Dimensions
- AISI 304 Cut-Out Bowl
- Remarks
- Icons: [Floor], [Sink], [Trap], [Waste]

45 cm
340 x 400 mm
Template
340 x 400 x 190 mm
Internal bowl dimensions



Model Name
GAX 110-30
Stainless Steel

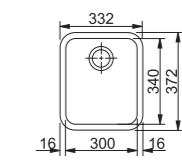
FUN
▲122.0021.439

Finish

Optional Accessories
Bottle Trap ◆112.0048.206

- 3 Cabinet Dimensions
- AISI 304 Cut-Out Bowl
- Remarks
- Icons: [Floor], [Sink], [Trap], [Waste]

45 cm
300 x 340 mm
Template
300 x 340 x 170 mm
Internal bowl dimensions



▲ Sinks in carton box are provided with waste kit and fixing kit only. Bottle trap needs to be ordered separately.

Fragranite Sinks



071 – 072
073 – 074
075 – 076
077 – 078
079 – 080

General Characteristics
Fresno / Kubus 2
Maris
Boston
Kubus Undermount



Cleaning

As a non-absorbent surface, Fraganite is also resistant to stains and does not risk altering even when in contact with oils, greases etc. etc ...



Heat Resistant

Fragranite resists high temperatures, keeping its appearance unchanged over time.



Scratchproof

No scratches: Fraganite sinks are not even scared of scratching, as always as new.



Hygiene

Thanks to the exclusive sanitized sanitizing treatment, the sink is protected 24 hours a day and made even more hygienic: the bacterial and microbial proliferation is reduced to 99%.



Fresno

Accessories



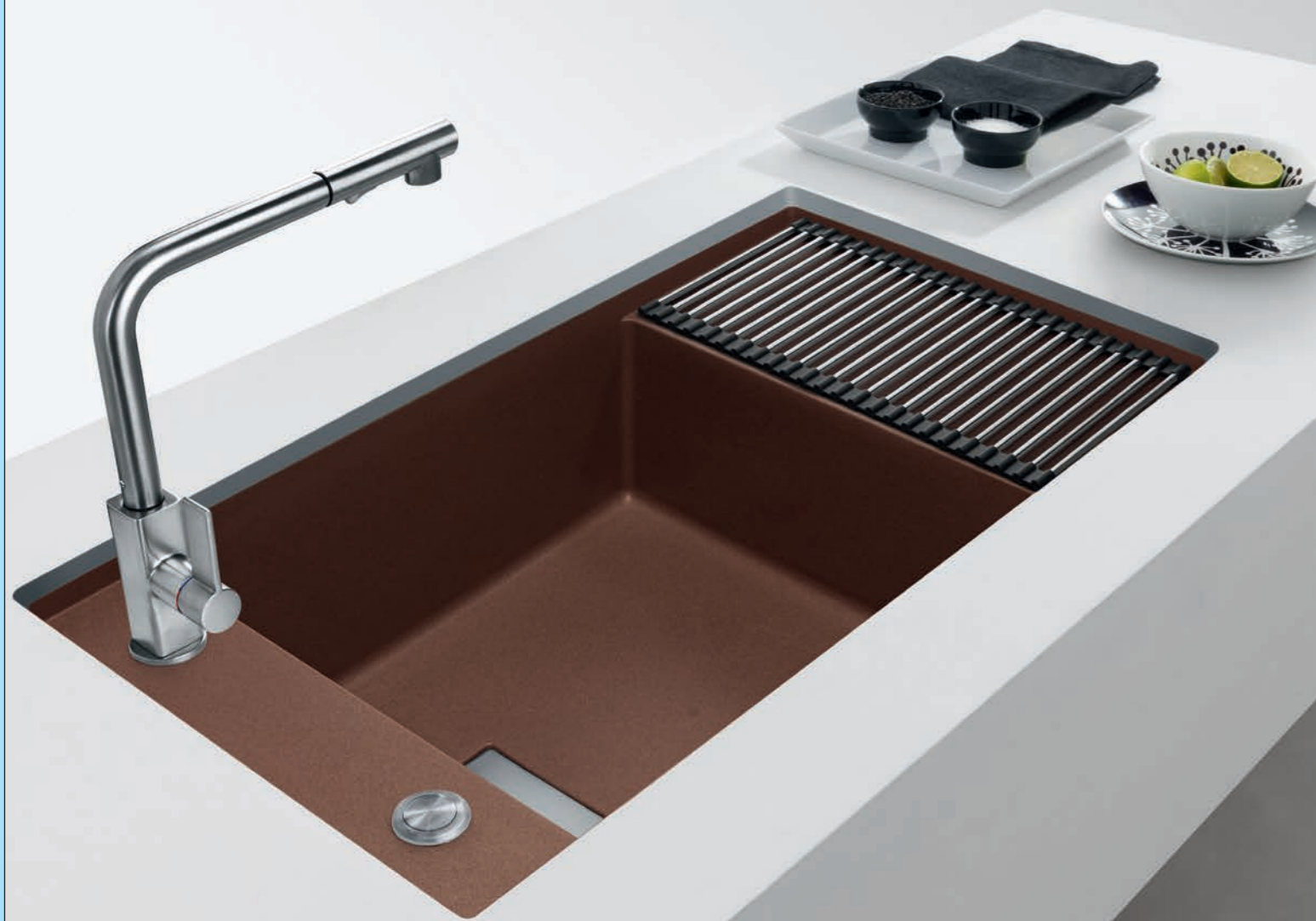
1
Drainer
(included)

2
Rollmat
(Included)

3
112.0256.867
Rollmat

4
112.0394.981
Strainer bowl

5
112.0511.888
Chopping board

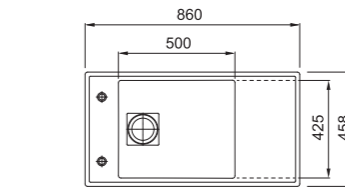


73 — 74



Model Name
FSG 211-86

Cabinet Dimensions 90 cm
Template 860 x 458 mm
Bowl 500 x 425 x 200 mm



Metallic Finish	FUN
Copper Gold	135.0536.216 <input type="checkbox"/>
Copper Grey	135.0481.308 <input type="checkbox"/>
Lunar Grey	135.0536.218 <input type="checkbox"/>

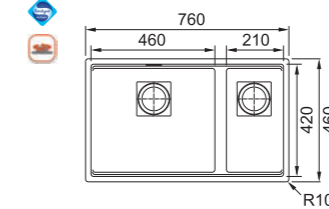
Finish	FUN
Oyster	135.0522.726 <input type="checkbox"/>
Vanilla	135.0522.729 <input type="checkbox"/>

Kubus 2



Model Name
KNG 120

Cabinet Dimensions 80 cm
Template 720 x 420 mm
Bowl 460 x 420 x 200 mm



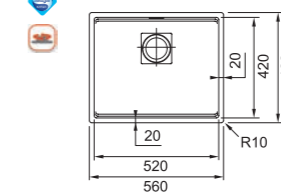
Metallic Finish	FUN
Copper Gold	125.0543.951
Copper Grey	125.0543.955

Finish	FUN
Black	125.0529.871
Graphite	125.0529.860
White	125.0529.874



Model Name
KNG 110-52

Cabinet Dimensions 60 cm
Template 520 x 420 mm
Bowl 520 x 420 x 200 mm



Metallic Finish	FUN
Copper Gold	125.0543.943
Copper Grey	125.0543.946

Finish	FUN
Black	125.0529.601
Graphite	125.0529.590
White	125.0529.604


■ Sinks in carton box are provided with waste kit, fixing kit and bottle trap.

Maris

Accessories



1
112.0066.553
Wooden chopping board

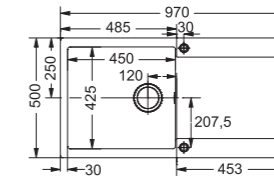


2
112.0030.882
Rollmat



Model Name
MRG 611-L

1	Cabinet Dimensions	60 cm 970 x 500 mm
2	Cut-Out Bowl	950 x 480 mm 450 x 425 x 200 mm

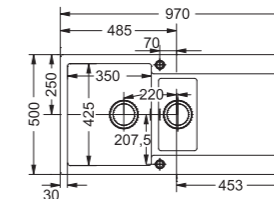


Finish	FUN
	Black 114.0157.482
	Graphite 114.0066.568
	Sahara 114.0066.675
	White 114.0153.910



Model Name
MRG 651

1	Cabinet Dimensions	60 cm (80 cm if side end) 970 x 500 mm
2	Cut-Out Bowl	950 x 480 mm 350 x 425 x 200 mm 160 x 302 x 130 mm

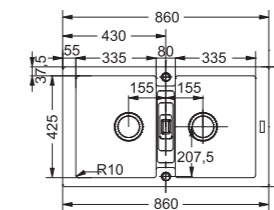


Finish	FUN
	Black 114.0157.500
	Graphite 114.0066.677
	Sahara 114.0066.684
	White 114.0153.911



Model Name
MRG 620

2	Cabinet Dimensions	80 cm (90 cm if side end) 860 x 500 mm
2	Cut-Out Bowl	840 x 480 mm 2 x 335 x 425 x 200 mm

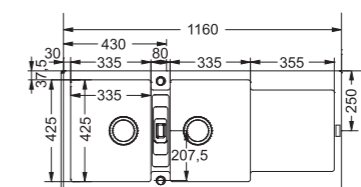


Finish	FUN
	Black 114.0157.497
	Graphite 114.0066.687
	Sahara 114.0066.696
	White 114.0153.947



Model Name
MRG 621

1	Cabinet Dimensions	80 cm (90 cm if side end) 1160 x 500 mm
2	Cut-Out Bowl	1140 x 480 mm 2 x 335 x 425 x 200 mm



Finish	FUN
	Black 114.0157.498
	Graphite 114.0066.700
	Sahara 114.0066.717
	White 114.0153.948

■ Sinks in carton box are provided with waste kit, fixing kit and bottle trap.

Boston

Accessories

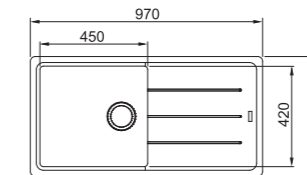


1
112.0251.305
Multifunctional
chopping board



Model Name
BFG 611-97

1	Cabinet	60 cm
	Dimensions	970 x 500 mm
	Cut-Out	950 x 480 mm
	Bowl	450 x 420 x 200 mm

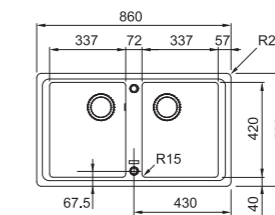


Finish	FUN
	Black 114.0276.112
	Sahara 114.0276.080
	White 114.0276.119



Model Name
BFG 620

1	Cabinet	80 cm
	Dimensions	860 x 500 mm
	Cut-Out	840 x 480 mm
	Bowl	2 x 337 x 420 x 200 mm

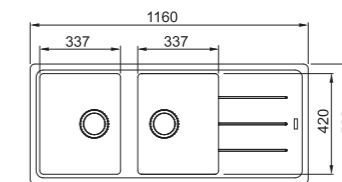


Finish	FUN
	Black 114.0276.140
	Sahara 114.0276.138
	White 114.0276.152




Model Name
BFG 621

1	Cabinet	80 cm
	Dimensions	1160 x 500 mm
	Cut-Out	1140 x 480 mm
	Bowl	2 x 337 x 420 x 200 mm

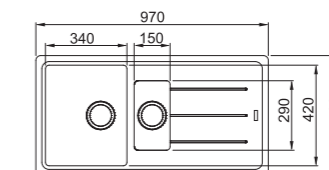


Finish	FUN
	Black 114.0276.591
	Sahara 114.0276.586
	White 114.0276.593



Model Name
BFG 651

1	Cabinet	60 cm
	Dimensions	970 x 500 mm
	Cut-Out	950 x 480 mm
	Bowl	340 x 420 x 200 mm 150 x 290 x 100 mm



Finish	FUN
	Black 114.0276.134
	Sahara 114.0276.131
	White 114.0276.136

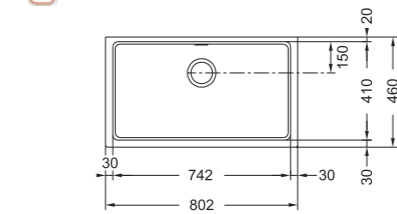
■ Sinks in carton box are provided with waste kit, fixing kit and bottle trap.

Kubus Undermount



Model Name
KBG 110-70

90 cm
742 x 410 mm
Template
742 x 410 x 200 mm
Internal bowl dimensions

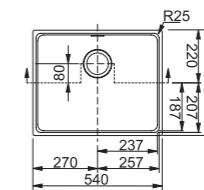


Finish	FUN
Black	125.0250.193
Graphite	125.0205.771
Sahara	125.0492.462
White	125.0205.768



Model Name
KBG 110-50

60 cm
500 x 400 mm
Template
500 x 400 x 213.5 mm
Internal bowl dimensions

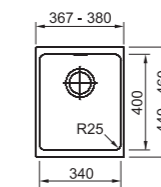


Finish	FUN
Black	125.0159.335
Graphite	125.0068.576
Sahara	125.0492.464
White	125.0156.782




Model Name
KBG 110-34

45 cm
340 x 400 mm
Template
340 x 400 x 213.5 mm
Internal bowl dimensions



Finish	FUN
Black	125.0159.331
Graphite	125.0070.033
Sahara	125.0492.465
White	125.0156.784

■ Sinks in carton box are provided with waste kit, fixing kit and bottle trap.



Sinks

Fixing kits provided with sinks in plastic bag

FUN			112.0068.252	112.0059.999	112.0068.253	133.0048.423	112.0073.250	112.0064.407	133.0176.050
Model and sink dimension			4 hooks and tap support	6 hooks	6 hooks and tap support	8 hooks	8 hooks and tap support	12 hooks and tap support	10 clamps
610	420x500	AMX	•						
611	860x500	SRX							•
	860x500	SKX		•					
	1000x500	SKX							•
620	860x500	SRX							•
	860x500	SKX		•					
651	1000x500	SRX					•		•
	1000x500	SKX							
621	1160x510	NPX							•
	1160x500	SRX							•
	1160x500	SKX				•			




Sinks

Accessories for installation provided with sinks in plastic bag

FUN		BKT 3" 1/2 con T.P.	BKT 3" 1/2 con T.P. + BKT 3" 1/2	TP Overflow
		112.0059.982	112.0059.989	133.0173.094
Sink models				
AMX 120 - 160		•		
SKX 611		•		
SKX 611-100		•		
SKX 620 - 621 - 651			•	
SRX 611				•
SRX 620 - 651 - 621				•

FUN		Waste Kit	Overflow	Waste Kit	Overflow	Waste Kit
		112.0049.409	133.0173.094	112.0173.076	112.0362.781	112.0049.409 / 112.0049.406
Sink models						
ANX 110		•	•			
CLV 210 - 214				•	•	
NPX 620 - 621			•			•

FUN		112.0048.206	112.0048.209	112.0068.243	112.0068.244
Sink model					
1 bowl		•		•	
2 bowls with same depth			•		•
2 bowls with different depth			•		



087 – 088
089 – 090
091 – 092
093 – 094
095 – 096
097 – 098
099 – 100
101 – 102
103 – 104
105 – 106

General Characteristics
Maris Free/ Centinox
Pescara 360/ Crystal
Old England/ Planar Tower
Active Plus/ Maris
Neptune Evo/ Joy
Matrix/ Format
Novara Plus/ Tico/Fox/Onda/Ambra
Smart/ Atlas Clear
Pescara/ Antea



Franke Mixers are the most professional business partner of your home with its wide range of products with different designs that appeals to every modern and classic kitchen.

Design compatibility

You can easily find the perfect match for each selected sink. Because each detail counts.

Semi-professional mixers

Franke Semi-pro Mixers are as functional as the pull-out mixers, it offers greater ease of installation by combining efficiency and ease of use.



Surface and color alternatives

Franke Mixers range has a wide number of surfaces and colors. Alternatives in chrome, steel, bronze and granite, harmonious colors make it easy to choose the perfect balance with the kitchen system.

28 mm new cartridge

Saving on water:

The dual-stage system reduces water consumption by allowing passage from a moderate opening flow to full flow.



Child safety:

The temperature adjustment system allows protection against possible heating.



Maris Free



Centinox

89 — 90



Model Name
Maris Free
Stainless Steel Look

FUN
115.0543.294

Finish



NEW Base
Type
Tap rotation
Flexible
Cartridge

diam. 45 mm
Mixer tap
360°
Stainless steel
Ceramic discs Ø 25



Model Name
Maris Free
Black Matt

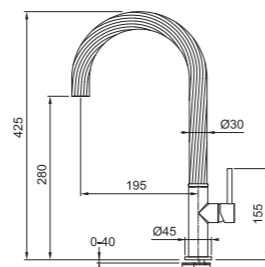
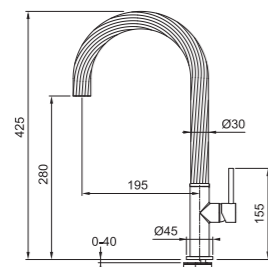
FUN
115.0543.285

Finish



NEW Base
Type
Tap rotation
Flexible
Cartridge

diam. 45 mm
Mixer tap
360°
Stainless steel
Ceramic discs Ø 25



Model Name
Centinox
Stainless Steel

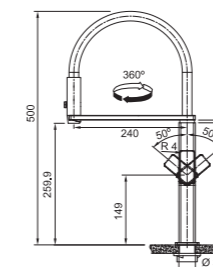
FUN
115.0547.855

Finish



NEW Base
Type
Spray
Tap rotation
Flexible
Connection hoses
Cartridge

50x50 mm
Semi-pro tap
Single jet
360°
Stainless steel
600 mm
Ceramic discs Ø 25



AISI 304

This mixer is entirely made of stainless steel AISI 304.



Pescara 360



Model Name
Pescara 360 pull out
Chrome

FUN
115.0393.976

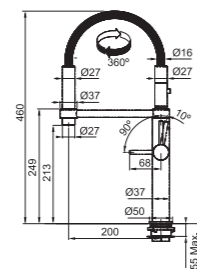


 Cartridge Ø 28mm



Base
Type
Spray
Tap rotation
Flexible
Cartridge
Remarks

diam. 50 mm
Semi-pro tap
Double jet
360°
Stainless steel
Ceramic discs Ø 28
Double click for flow control
Water saving
Child safety



Crystal

91 — 92




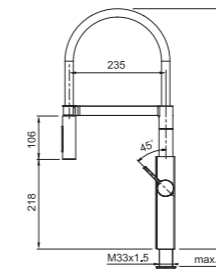
Model Name
Crystal
Chrome Black

FUN
115.0474.627



NEW
Base
Type
Spray
Tap rotation
Flexible
Cartridge

43x43 mm
Semi-pro tap
Double jet
360°
Stainless steel
Ceramic discs Ø 35



Old England



Model Name
Old England
Chrome

FUN
115.0060.360



Model Name
Old England
Graphite

FUN
115.0180.686



Model Name
Old England
Bronze

FUN
115.0028.204

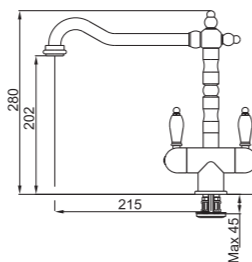
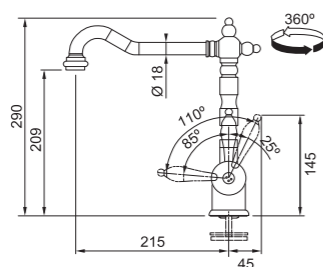


Base
Type
Tap rotation
Flexible
Cartridge

diam. 56 mm
Tap with double control
360°
Stainless steel
Ceramic headwork

Base
Type
Tap rotation
Flexible
Cartridge

diam. 56 mm
Mixer tap
360°
Stainless steel
Ceramic discs Ø 35



Planar Tower

93 — 94



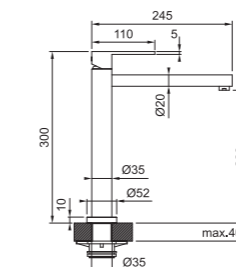
Model Name
Planar Tower
Chrome

FUN
115.0487.777



Base
Type
Tap rotation
Flexible
Cartridge

diam. 52 mm
Mixer tap
120°
Stainless steel
Ceramic discs Ø 35



Active Plus



Maris

95 — 96

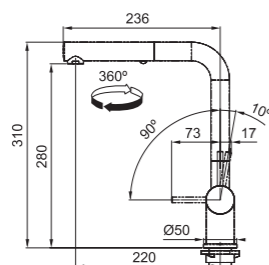


Model Name
Active Plus

Metallic Finish	FUN
Black Matt	115.0524.890
Polished Nickel	115.0524.923
Bronze	115.0524.927
Gun Metal	115.0524.929

NEW Base
Type
Spray
Tap rotation
Flexible
Cartridge

**diam. 50 mm
Mixer tap
Single jet
360°
Stainless steel
Ceramic discs Ø 35**

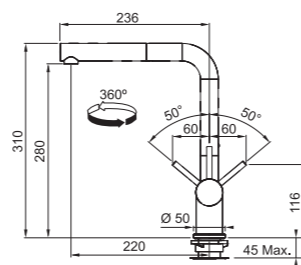


Model Name
Active Plus

Finish	FUN
Chrome-White	115.0373.888
Chrome-Graphite	115.0373.890
Chrome-Black	115.0373.901

NEW Base
Type
Spray
Tap rotation
Flexible
Cartridge

**diam. 50 mm
Mixer tap
Single jet
360°
Stainless steel
Ceramic discs Ø 35**



Model Name
Maris
Chrome

FUN
115.0392.332



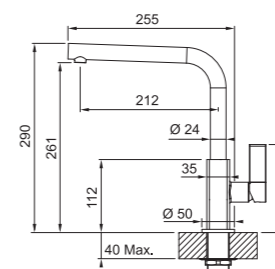
Base
Type
Tap rotation
Flexible
Cartridge

Model Name
Maris
Chrome Black

FUN
115.0392.356



**diam. 50 mm
Mixer tap
360°
Stainless steel
Ceramic discs Ø 25**



Model Name
Maris pull out
Chrome

FUN
115.0392.357



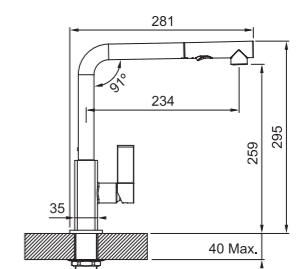
Base
Type
Spray
Tap rotation
Flexible
Cartridge

Model Name
Maris pull out
Chrome Black

FUN
115.0392.382



**diam. 50 mm
Mixer tap
Double jet
360°
Stainless steel
Ceramic discs Ø 25**



Neptune Evo






Joy

97 — 98

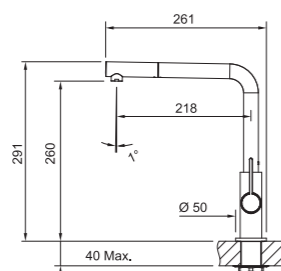


Model Name
Neptune Evo pull out




Finish	FUN
 Chrome	115.0373.943
 Chrome-White	115.0373.944
 Chrome-Black	115.0373.945

Base
Type
Spray
Tap rotation
Flexible
Cartridge

diam. 50 mm
Mixer tap
Single jet
360°
Stainless steel
Ceramic discs Ø 25

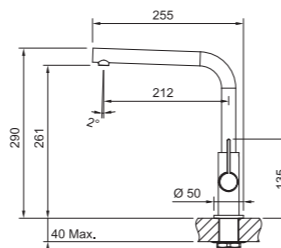


Model Name
Neptune Evo

Finish	FUN
 Chrome	115.0373.928
 Chrome-White	115.0373.929
 Chrome-Black	115.0373.930

Base
Type
Tap rotation
Flexible
Cartridge

diam. 50 mm
Mixer tap
360°
Stainless steel
Ceramic discs Ø 25



Neptune Evo pull out black



Neptune Evo white



Model Name
Joy Cocktail
Chrome


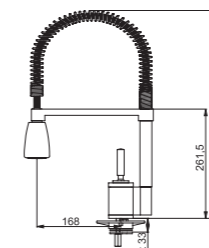
FUN
115.0029.591

Finish



Base
Type
Spray
Tap rotation
Flexible
Cartridge

diam. 50 mm
Semi-pro tap
Double jet
360°
Stainless steel
Ceramic discs Ø 35



Matrix



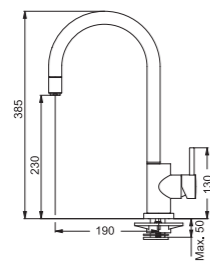
Model Name
Matrix pull out
Chrome

FUN
115.0029.626



Base
Type
Spray
Tap rotation
Flexible
Cartridge

diam. 50 mm
Mixer tap
Single jet
120°
Stainless steel
Ceramic discs Ø 35



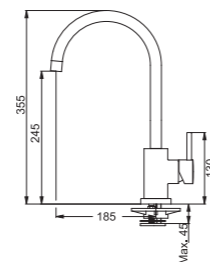
Model Name
Matrix
Chrome

FUN
115.0029.625



Base
Type
Tap rotation
Flexible
Cartridge

diam. 50 mm
Mixer tap
360°
Stainless steel
Ceramic discs Ø 35



Format

99 — 100



Model Name
Format
Chrome

FUN
115.0177.751

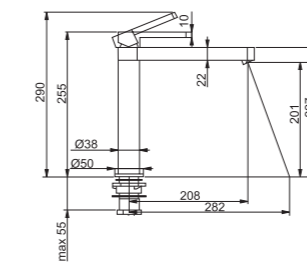


Base
Type
Tap rotation
Flexible
Cartridge
Remarks

diam. 50 mm
Mixer tap
260°
Stainless steel
Ceramic discs Ø 28
Double click for flow control
Water saving
Child safety



Cartridge Ø 28mm



Novara Plus



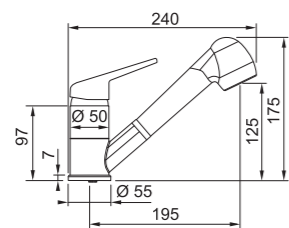
Model Name
Novara Plus pull out
Chrome

FUN
115.0347.111



Base
Type
Spray
Tap rotation
Flexible
Cartridge

diam. 55 mm
Mixer tap
Double jet
110°
Stainless steel
Ceramic discs Ø 35



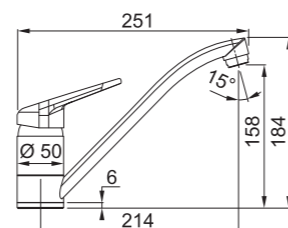
Model Name
Novara Plus
Chrome

FUN
115.0347.142



Base
Type
Tap rotation
Flexible
Cartridge

diam. 50 mm
Mixer tap
360°
Stainless steel
Ceramic discs Ø 35



Tico



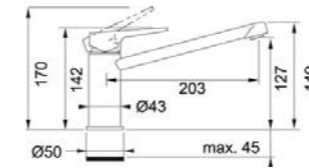
Model Name
Tico
Chrome

FUN
115.0177.635



Base
Type
Tap rotation
Flexible
Cartridge

diam. 45 mm
Mixer tap
140°
Stainless steel
Ceramic discs Ø 45



Fox

101 — 102



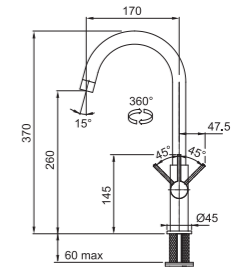
Model Name
Fox
Chrome

FUN
115.0290.408



NEW Base
Type
Tap rotation
Flexible
Connector hose pipe
Cartridge

diam. 45 mm
Mixer tap
360°
Stainless steel
3/8
Ceramic discs Ø 25



Onda



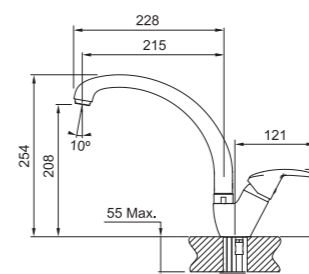
Model Name
Onda
Chrome

FUN
115.0523.308



NEW Base
Type
Tap rotation
Flexible
Cartridge

diam. 45 mm
Mixer tap
360°
Stainless steel
Ceramic discs Ø 35



Ambra



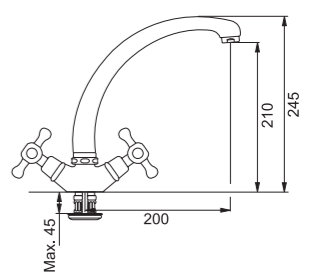
Model Name
Ambra
Chrome

FUN
115.0027.877



Base
Type
Tap rotation
Flexible
Cartridge

diam. 56 mm
Tap with double control
360°
Copper hoses
Ceramic headworks



Smart



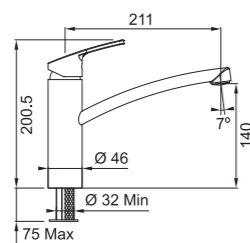
Model Name
Smart Tap
Chrome

FUN
115.0391.460



Base
Type
Tap rotation
Flexible
Cartridge

diam. 46 mm
Mixer tap
360°
Stainless steel
Ceramic discs Ø 35



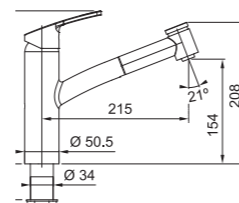
Model Name
Smart Tap pull out
Chrome

FUN
115.0391.482



Base
Type
Spray
Tap rotation
Flexible
Cartridge

diam. 50.5 mm
Mixer tap
Double jet
110°
Stainless steel
Ceramic discs Ø 35



Antea

103 — 104



Model Name
Antea
White

FUN
115.0523.617



Model Name
Antea
Graphite

FUN
115.0523.624



Model Name
Antea pull out
Chrome

FUN
115.0523.593

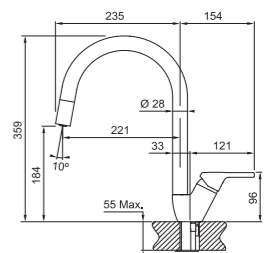
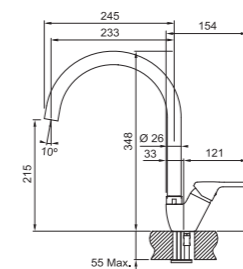


NEW Base
Type
Spray
Tap rotation
Flexible
Cartridge

diam. 45 mm
Mixer tap
Single jet
360°
Stainless steel
Ceramic discs Ø 35

NEW Base
Type
Tap rotation
Flexible
Cartridge

diam. 45 mm
Mixer tap
360°
Stainless steel
Ceramic discs Ø 35



Pescara



Model Name
Pescara L pull out
Stainless Steel

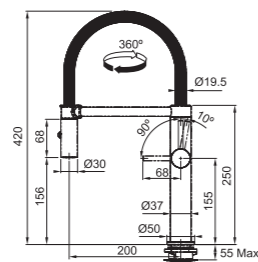
FUN
115.0472.960

Finish

Base
Type
Spray
Tap rotation
Flexible
Cartridge
Remarks

diam. 50 mm
Semi-pro tap
Double jet
360°
Stainless steel
Ceramic discs Ø 28
Double click for flow control
Child safety

AISI 304 This mixer is entirely made of stainless steel AISI 304.



Atlas Clear

105 — 106



Model Name
Atlas Clear
Stainless Steel

FUN
120.0179.978

Finish

NEW
AISI 304
Base
Type
Tap rotation
Flexible
Cartridge
Remarks

diam. 54 mm
Three way mixer tap
360°
Stainless steel
Ceramic discs Ø 35
Must include Filter kit Clear Water (133.0284.025) and Filter cartridge Clear Water (133.0284.026)

AISI 304 This mixer is entirely made of stainless steel AISI 304.

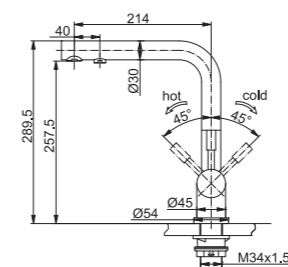


Model Name
Filter kit clear water

FUN
133.0284.025

Model Name
Filter cartridge clear water

FUN
133.0284.026





Model Name
TE 50

FUN
134.0473.235

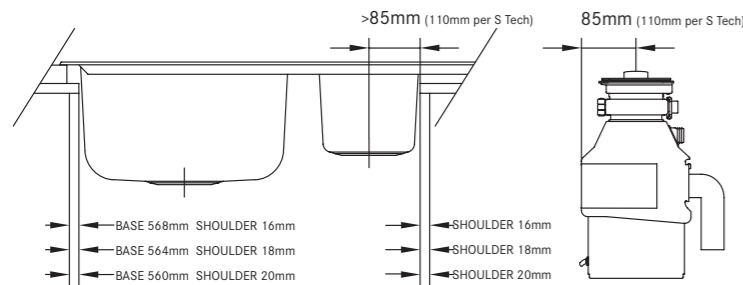
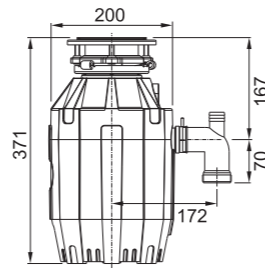
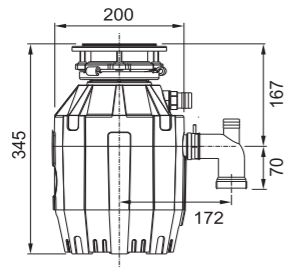
Horsepower **1/2 HP**
Motor Speed RPM **2600 RPM**
Grind Ring **Stainless Steel**
Motor Type **Permanent Magnet**
Weight **5.93 Kg**
Splash Guard **Removable**



Model Name
TE 75

FUN
134.0473.236

Horsepower **3/4 HP**
Motor Speed RPM **2700 RPM**
Grind Ring **Stainless Steel**
Motor Type **Permanent Magnet**
Weight **6.8 Kg**
Splash Guard **Removable**



Note: please check carefully whether you can install it in case of use of sinks 651 mounted on a base 60cm.

Pop-Ups



Model Name
Rotative pop-up

FUN
112.0073.192

Cut-out **Rotative diam. 35 mm**

Model Name
Pop-up with squared knob

FUN
112.0071.869

Model Name
Rotative pop-up for
fragranite sinks

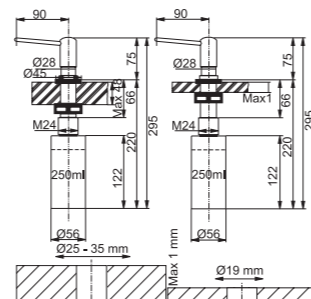
FUN
112.0158.391

Soap Dispenser



Model Name
Soap dispenser

FUN
119.0150.262



Stainless Steel Cream



Model Name
Set of 20 pcs Inox Cream gr. 250

FUN
112.0047.328

Remarks **Set of 20 pcs Inox Cream gr. 250**

Kit Anti-Age



Model Name
Anti-Age Kit

FUN
112.0069.754

Remarks **Kit Anti-Age :
1 Inox Cream gr. 250
1 microfiber cloth
1 Microclean cleaner**

Sorters



Model Name
WB Cube 40 M

FUN
134.0039.330

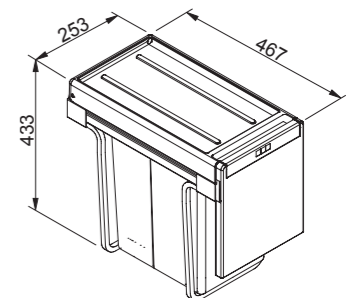
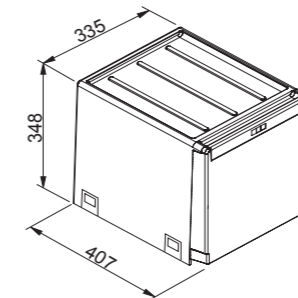
NEW Cabinet Dimensions **40 cm 348 x 335 x 407 mm**
Containers **2 x 14 lt**
Total Volume (lt) **28 lt**
Opening Mechanism **Pull-out**
Installation **Undercabinet**



Model Name
WB Cube 30 M

FUN
134.0039.553

NEW Cabinet Dimensions **30 cm 433 x 253 x 467 mm**
Containers **2 x 15 lt**
Total Volume (lt) **30 lt**
Opening Mechanism **Pull-out**
Installation **Undercabinet**



All appliances in the Franke range comply with the relevant CE European standard and conform to EC directives on gas appliance safety and EMC 89/336 on electromagnetic compatibility.

Franke declines all liability for any errors or inaccuracies and reserves the right to make any modifications to the characteristics of products illustrated without advance notice.

Reproduction of images or technical diagrams for commercial purposes is strictly prohibited unless specific authorisation is obtained from Franke spa.

Catalogue updated to September 2019.